

Sept 2010

allnex concrete repair

General Notes

- Remove all loose debris and vacuum away all dust.
- Fine Cracks can be enlarged by way of saw chasing to aid filling
- Over fill and Sand Flush

Fine to Med Concrete Cracks K125 (Creamy Paste)

Medium to Larger
Cracks K125 or
K102 for very
large cracks
(Mortar Paste)



To fill blow holes, to smooth surface ready for Painting, Fairing Cream

For horizontal surfaces:

- pour in a mixture of Nuplex K80 epoxy and sand.
- Use K80 to chock or to pour into confined spaces
- Use k80 to bolt vertical bolts / starters (use K125 for horizontal starters)

To cover areas of badly cracked but non-structural concrete

- laminate with fibreglass using Situclad E

For smoothing very fine cracked floors or for preparation for new carpet, vinyl, tiles:

- Self levelling : Mastertop 505
- Trowel smoothed: FLC, Durabond Superfine, economy systems
- Ramping or fixing heavily sloped floors: Screed 20 and Screed 20+
- Rapid set: Superset,
- Ultrafine smoothing: Ultrafinish.

For column or beam strengthening / reinforcing


- Use Surecote 500 FR. This is a carbon fibre or CF laminate strip, reinforcing system.

Joint Filling

- Semi-flexible jointing: K130 epoxy
- Simple elastomeric joints :Elastothane 230
- Large flexible yet tough, elastomeric joints use Elastothane 227, two-part

allnex concrete crack injection

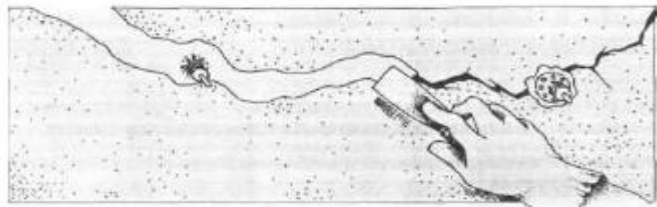
Prepare the crack by removing all dirt, laitance and loose material by abrading with a stone or wire brush, mechanically vacuum away all dust.




Adhere the nipples across the crack using allnex K125 at a distance of between 20 – 30cm apart. (dependant on concrete structure thickness)



Seal the surface of the crack using allnex K125 epoxy paste.
Allow to Cure



Mix allnex K78 thoroughly in a separate container and then pour into caulking gun.



Connect the caulking gun to the fixed nipples ensure a tight seal is achieved



Starting from the lowest point pump inject the resin into the gap until excess resin becomes visible higher up the chase.

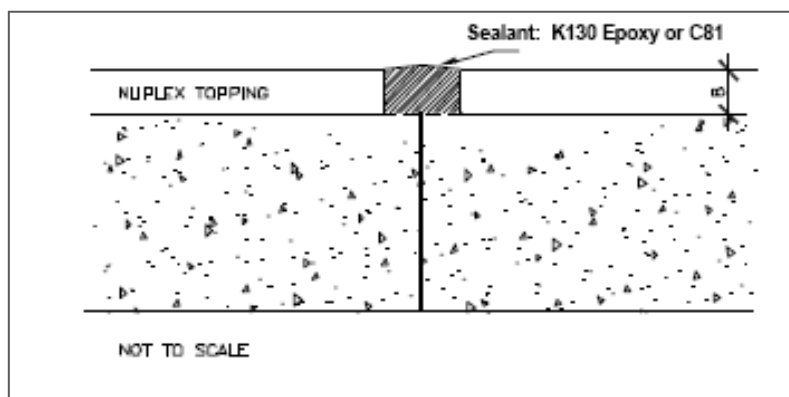
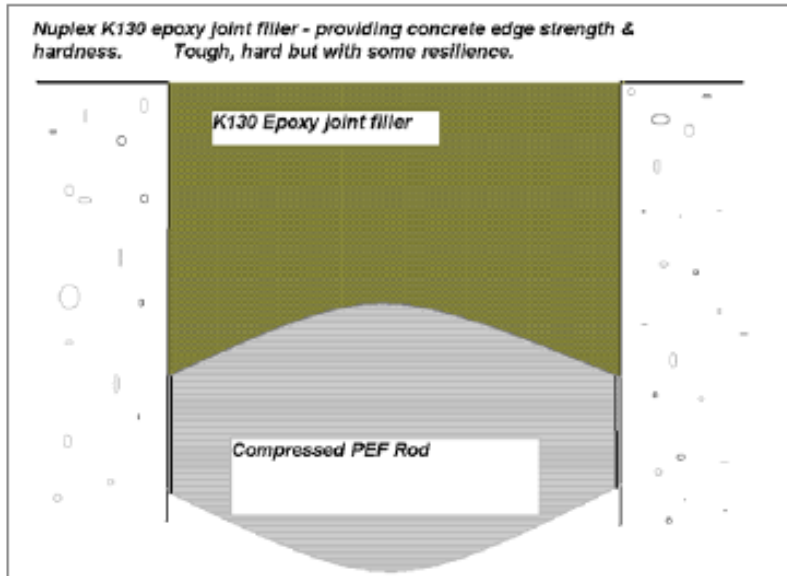


Once cured removed the nipples and any excess material by means of a chisel or hand grinder.



allnex flexible concrete joint sealant

allnex K130 Epoxy Joint Sealant.



Stock supplies from allnex service centre nationwide

The above information should be read in conjunction with the relevant latest technical information available at:-

www.allnexconstruction.co.nz